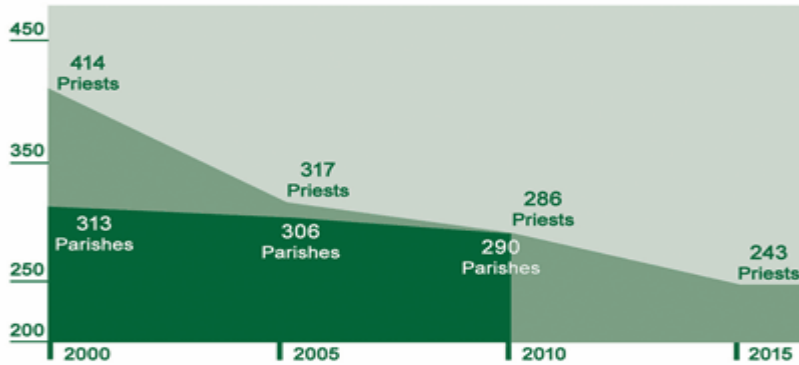


Priests by the Numbers Datasheet  
Archdiocese of Detroit

**Priests and Parishes**

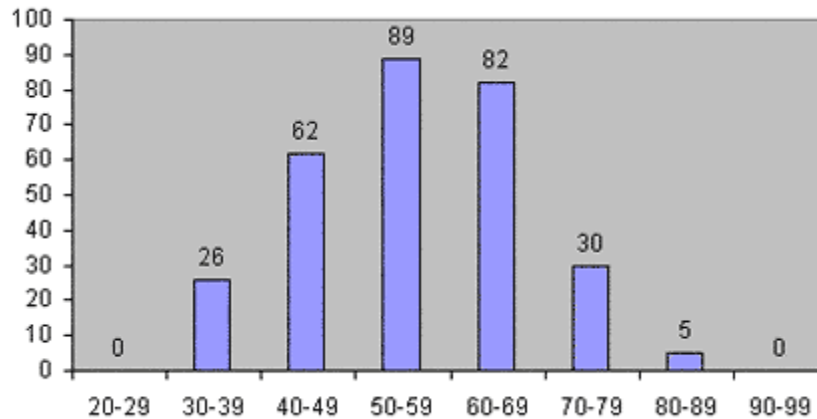
Source: Department of Parish Life and Services  
Updated July 2007



**Note:** This graph charts the number of active/available priests (serving as pastors, associates or as administrators) with the current and projected number of parishes. It illustrates the challenge of having priest-pastors in every parish. In the near future, the graph shows, the number of parishes will surpass the number of active/available priests. (2010 and 2015 are projections based on 2005 data. The actual number of priests in parishes as of July 2007 is 298 in 286 parishes.)

**Ages of Priests in Parishes**

Source: Department of Parish Life and Services  
Updated July 2007

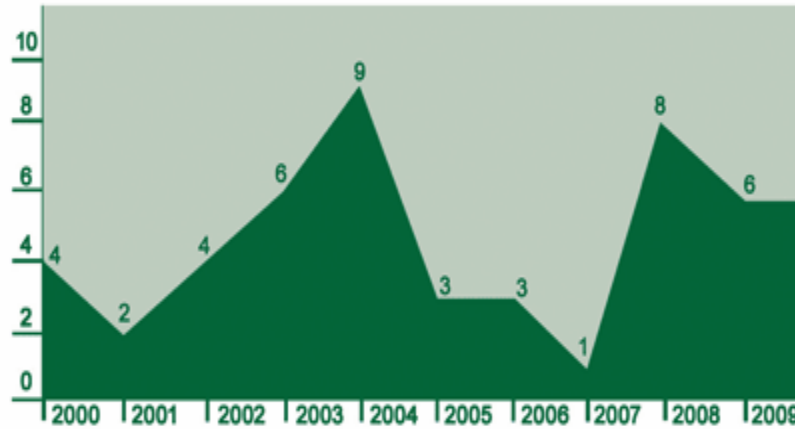


**Note:** This graph shows a majority of our priests in parishes are between the ages of 50 and 69. Health issues can impact this number at any time, which, in turn, will modify the number of active/available parish priests. (Missing age data on four priests.)

Priests by the Numbers Datasheet  
Archdiocese of Detroit

**Priest Ordinations**

Source: Sacred Heart Major Seminary  
Updated Spring 2006



**Note:** This graph shows the number of priests ordained since 2000, as well as ordinations projected for the near future. At the present time, there are 18 men enrolled in the Seminary's four-year program that precedes ordination. This information should be assessed in conjunction with the top chart illustrating the ratio of priests to parishes.