

GUIDE FOR THE  
PREPARATION OF THE

*Confirmation  
Liturgy*



## *Introduction*

Each year parishes of the Archdiocese of Detroit prepare young people for the reception of the sacrament of Confirmation. The hours of teaching and learning, of praying and reflecting, and of serving the community culminate in the Confirmation liturgy.

The attached document is intended for those at the parish who are responsible for preparing the Confirmation liturgy. It contains the information needed about all the options available to parishes for this particular liturgy.

A number of new options have been added to this document including:

- A Call to Silence and Prayer preceding the Entrance Procession ~ a sample is included in Addendum 1.
- A presentation of the Candidates that includes the witness of the pastor and sponsors to their readiness for the sacrament. It is hoped that sponsors will take their ministry seriously and be prepared to give true witness to these questions of the Bishop. Addendum 2 is a copy of the questioning that will be used by the bishops.
- A checklist of things to have ready for the liturgy ~ Addendum 3.
- Music suggestions are included in Addendum 4.
- Addendum 5 is a Liturgical Planning Sheet on which to indicate the choices a parish has made among the options available. A copy of this planning sheet will need to be sent to the confirming bishop two weeks before the scheduled date of Confirmation. The planning sheet will be posted on the Archdiocesan website for the convenience of parishes. Once completed it can be e-mailed to the confirming bishop. The web site address is:  
[www.aodonline.org](http://www.aodonline.org)
- A Guide for the Master of Ceremonies is included as Addendum 6. The ministry of Master of Ceremonies is best performed by someone who is totally familiar with the planning that has been done.

As parishes begin to use this document they are encouraged to share with the Office for Christian Worship their reflections as to its usefulness. In the future the entire document will be available on the archdiocesan website and will be adjusted as its pastoral use seems to indicate is necessary. You may contact any of the staff of the Office with your reflections:

Daniel McAfee

Sr. Georgette Zalewska

## MASS PRAYERS

If Confirmation is celebrated on any of the following days the prayers for the Mass of the day **MUST** be used:

- Epiphany, Ascension, Pentecost and the Body and Blood of Christ
- **Sundays of Advent, Lent, and the Easter Season**
- the days within the octave of Easter
- Proper Solemnities. [Check the ordo. If **S** is used next to **Mass**, this day is a proper solemnity and the prayers and readings of the day must be used...*General Norms for the Liturgical Year and the Calendar #59*]

On days when ritual Masses are permitted, the ritual Mass for Confirmation with its proper readings may be celebrated.

(Check the ordo. You will see V<sup>1</sup> or V<sup>2</sup> or V<sup>3</sup>, next to Mass if a ritual Mass is permitted.)

**See Lectionary #764-768 for the readings and the Sacramentary under Ritual Masses of Confirmation for the prayers.**

The vestments for the Ritual Mass are **red** or **white** or some other festive color. The vestments for Epiphany, Ascension, Solemnities, the Octave and Sundays of Easter are **white**. The vestments for the Sundays of Advent and Lent are **violet**.

## CALL TO SILENCE AND PRAYER (Optional)

A few moments before the Entrance Procession a commentator or someone else from the parish may give a Call to Silence and Prayer. The purpose of this call is to welcome the gathered assembly and invite them to silence and prayerful reflection in preparation for the liturgy about to begin. It is a way of reminding the assembly that we are gathered to praise and thank God. The call should be brief and should be followed by at least a minute of silence for prayer before the Entrance Hymn begins. (See appendix for a sample)

## ENTRANCE PROCESSION

The order of procession for the entrance is as follows:

- censer bearer...carrying a censer with burning incense if incense is used
- server carrying the crucifix walking between other servers (at least two) carrying candlesticks with lighted candles
- lectors
- deacon with Book of Gospels [*if there is no deacon at your parish, the lector carries the Book of the Gospels and places it on the altar in a standing position*]
- concelebrating priests walking two by two
- Bishop, walking alone, wearing miter, carrying staff

- Assisting deacon a little behind the bishop
- Two servers who assist with the miter and staff unless the bishop wishes to handle his own miter

*If the confirmandi are part of the Entrance Procession they would follow the cross and candle bearers.*

## SERVERS

Servers may carry out several functions:

- two to hold the bishop's miter and staff when he is not using them unless the bishop prefers to handle his own miter
- two to carry lighted candles at the entrance procession, at the Gospel procession, at the proclamation of the Gospel, and in the recessional
- two to assist at the Mass i.e. hold the Ceremonial Book, carry and present the incense, assist with the washing of hands, bring forth the vessels needed for the distribution of Communion
- one to carry the crucifix

## INCENSE

If you choose to use incense it may be used as follows:

- during the entrance procession
- at the beginning of Mass to incense the altar
- at gospel time, in the procession and during the proclamation
- at the presentation of gifts, to incense the gifts, the altar, the crucifix, the bishop, the clergy and the people

## PENITENTIAL RITE

If Form C of the Penitential Rite is used with a text prepared for the occasion, the pattern to be used is a Litany of Praise directed to Christ for his saving deeds not a litany of our failings. Samples are found in the Rite of Confirmation.

## RITE OF BLESSING AND SPRINKLING WITH HOLY WATER

During the Easter Season and on all Sundays of Ordinary time it is recommended that the rite of blessing and sprinkling water replace the usual penitential rite. (*Ceremonial of Bishops, #133*)

This rite can be used at any Mass where Confirmation is celebrated. Where the water is already blessed as during Eastertime, a prayer such as found in the *Book of Blessings* # 1396 - 1399 or in the *Rite of Christian Initiation of Adults* #354 B Easter-Season Thanksgiving over Blessed Water may be used. There is also a prayer for the Easter Season in Appendix I of the Sacramentary.

## GLORIA

When it is prescribed this hymn is sung (preferably) or said. It is included on Sundays outside of Advent and Lent, on solemnities and feasts, and at solemn local celebrations. The Gloria should only be used when called for by the rubrics. When it is called for, please do not have it sung during the sprinkling rite.

## LITURGY OF THE WORD

On days when ritual Masses are permitted, the ritual Mass for confirmation with its proper readings, is to be celebrated.

On holy days of obligation and the solemnities of Epiphany, Ascension, Pentecost and the Body and Blood of Christ, the Mass for the day and **the readings of the day must be used.**

On the Sundays of Lent and Easter, the days of the Octave of Easter, the Sundays of Advent, and all other solemnities, the Mass of the day and its readings are used. However, on these days **one** of the readings may be taken from those provided in the *Lectionary for Mass* for the ritual Mass for Confirmation. [*Ceremonial of Bishops*, #459]

Nevertheless, especially on Sundays during the Easter Season when the readings are initiatory in nature, special consideration should be given not to interrupt the unity of the readings with a substitution.

## LECTORS

Persons who are qualified readers should do the readings. It is best that *confirmandi* not be readers for their own Confirmation.

6

## PSALM

The Responsorial Psalm is part of the Liturgy of the Word. The cantor sings the verses of the psalm at the ambo. If the choir will be singing the verses, the cantor is present at the ambo to lead the response of the assembly. The Responsorial Psalm is always from the day/feast if you are celebrating a Solemnity. Songs or hymns may not be used in place of the Responsorial Psalm. (GIRM #61)

## GOSPEL

The Gospel is to be read by the deacon (or a priest-concelebrant in his absence). This minister, prior to taking up the Book of Gospels, asks for the blessing of the bishop, who remains seated, and then brings the Gospel Book to the bishop for him to kiss after the reading, or kisses it himself, whichever the bishop has determined beforehand. The bishop may impart a blessing to the people with the Book of the Gospels. (GIRM #175)

## SACRAMENT OF CONFIRMATION

### *Stoles*

“The distinction between the universal priesthood of all the baptized and the ministerial priesthood of the ordained is blurred when the distinctive garb of ordained ministers is used at Confirmation. Therefore, the use of a stole for the confirmandi should be avoided.” [BCL Newsletter Vol. XX Dec. 1984]

### *Seating*

It is preferable for the confirmandi and their sponsors to be seated together in one or two sections of the church. It is easier to talk with them when they are seated as a group.

### *Sponsors*

The sponsor does not need to be of the same sex as the one being confirmed. There is only one sponsor for each *confirmand*. It is **required** that the sponsor be:

- of sufficient maturity but sixteen years of age is the minimum (Cf. Canon 874, #2)
- a practicing Catholic
- one who has already received all the Sacraments of Initiation...[Baptism, Confirmation and the Eucharist]

It is desirable that the sponsor chosen be the one who undertook this role at baptism. (Canon 893)

The Rite of Confirmation states, “even parents themselves may present their children for confirmation” (RC #5). However, if parents do present their children it must be noted that the children have **no sponsor**. No sponsor is listed in the Confirmation Register. Furthermore, parents only present the child; they do not place their hands on the shoulder during the anointing. This is a ritual gesture of sponsors only. (*Commununicationes* 15 [1983] 189)

### *Name Tags*

Confirmandi should wear a NAME TAG with their CONFIRMATION NAME CLEARLY HIGHLIGHTED. Since the use of the baptismal name in the Confirmation ceremony better expresses the relationship between Baptism and Confirmation its use is recommended. The candidate, however, remains free to select another **Christian** name, which has significance in the community for his/her Confirmation name.

### *Presentation of the Candidates*

After the gospel the bishop and the priests who assist him are seated. The pastor presents the candidates for confirmation according to the custom of the region. If there are many candidates, as will ordinarily be the case, they are not called by name, but stand at their place when presented. If there are few candidates each may be called by name and come individually to the sanctuary. If the candidates are children, their sponsors accompany them and both stand before the celebrant. [See Addendum 2 for text of presentation]

### *Homily*

The Bishop will then give the homily.

### ***Renewal of Baptismal Promises***

After the homily the candidates stand and bishop questions them. They respond together.

The bishop gives his assent to their profession of faith and proclaims the faith of the Church. The assembly responds: Amen.

### ***The Laying on of Hands***

The bishop invites the assembly to stand and pray. After the invitation, the assembly prays in silence for a short time. The bishop alone extends hands over the confirmandi and says the prayer. No one else in the assembly extends hands.

### ***Anointing With Chrism***

(The assembly may sit during this ceremony.)

Candidates and sponsors process to bishop for anointing. The organization of this procession will depend on the size and configuration of your worship space. The parish will need to consider the needs of the physically challenged as well and decide the best placement of them in the procession so that there is a smooth flow.

The anointing action should be visible to the entire congregation.

When the candidates come forward, they should stand close to the bishop. The sponsor stands directly behind the candidate and places his/her right hand on the right shoulder of the one being confirmed. (RC #26) If the number is large, the candidates come up in two's.

The candidate gives his/her own name verbally to the bishop unless the names are visible on the nametags.

At the end of the anointing a pitcher of water, a bowl, four quarters of lemon and a towel are brought to the bishop in order that he might cleanse his hands. A suitable hymn may be sung at this time.

### ***The Prayer of the Faithful***

The Prayer of the Faithful follows immediately, and is introduced by the bishop. All stand. The intentions are announced from the ambo or from another suitable place, by the deacon or by a cantor, a lector, or one of the lay faithful. [GIRM #71]

### ***Liturgy of the Eucharist***

After the Prayer of the Faithful the Liturgy of the Eucharist is celebrated according to the Order of the Mass with this exception:

*The Profession of Faith* is **omitted** since it has already been made.

### ***The Preparation of the Gifts***

Some of the newly confirmed may join those who bring the gifts to the altar. The normal washing of hands during the preparation of gifts still takes place.

### ***Eucharistic Prayer***

If Eucharistic Prayer I is used, a special form of "Father, accept this offering..." is provided in the prayers for the ***Ritual Mass of Confirmation***.

### ***Communion***

Communion should be given under both kinds. A sufficient number of Extraordinary Ministers of Holy Communion ought to be involved so that the distribution of Communion does not exceed a reasonable time within the context of the ceremony. [5 minutes]

When distribution of communion is finished, the bishop returns to the chair. A period of silence may now be observed. If desired, a hymn, psalm, or other song of praise may be sung by the **entire congregation**. (GIRM # 88)

Vessels may be purified after Mass is complete so that everyone in the assembly may take part in this period of silence.

### ***Concluding Rites***

Following the Prayer after Communion, the Bishop and/ or pastor may make some personal remarks. At this time also, any other announcements may be made. The bishop then gives a special blessing contained in the Rite of Confirmation. (See Sacramentary: ***Ritual Mass for Confirmation***)

## CONFIRMATION OUTSIDE OF MASS

When Confirmation is celebrated outside Mass the following is the Order of Service:

### ***Introductory Rites***

Entrance Hymn

Greeting

Opening Prayer

### ***Liturgy of the Word***

At least one of the readings suggested for the Mass of Confirmation is read. If two or three readings are chosen, the traditional order is followed, that is, the Old Testament, the Apostle, and the Gospel. After the first and second reading there should be a psalm or song, or a period of silence may be observed. (***Rite of Confirmation # 36, 37***)

### ***Sacrament of Confirmation***

Presentation of Candidates

Homily

Renewal of Baptismal Promises

Laying on of Hands

Anointing with Chrism

Prayer of the Faithful

The Lord's Prayer

### ***Concluding Rite***

Solemn Blessing

For all of the above follow the directions given in this Guide for Confirmation within Mass.

## Addendum 1

### CALL TO SILENCE AND PRAYER (Optional)

#### Welcome

**Today we gather as the Body of Christ to witness the completion of initiation of these candidates for Confirmation.**

**At their baptism they were joined to Christ. Today they will receive the fullness of that incorporation. Let us take a moment of silence to reflect and pray that these candidates will always remain faithful disciples of Christ.**

(Silence for at least one minute)

Then the opening hymn begins.



## Addendum 2

### PRESENTATION OF THE CANDIDATES

The pastor presents the candidates for confirmation.

- The candidates and their sponsors are invited to stand
- The pastor then addresses the **Bishop**

#### **Pastor:**

Cardinal /Bishop N. \_\_\_\_\_ I present to you these candidates who seek to complete their Christian initiation by reception of the sacrament of Confirmation.

#### **Cardinal /Bishop:**

(addresses the pastor and the sponsors in these or similar words)

The Christian life and the demands that flow from the sacraments cannot be taken lightly. Therefore, before granting these candidates their request to share fully in the Church's sacraments, it is important that the Church hears the testimony of their pastor and sponsors about their readiness.

Therefore, I ask you. Father \_\_\_\_\_

**Are these candidates sufficiently prepared for the sacrament of Confirmation?**

**Pastor:** Yes they are.

#### **Cardinal/Bishop:**

**Sponsors, have these candidates faithfully listened to the Word of God proclaimed by the Church and come to a deeper appreciation of their baptism, in which they were joined to Christ and His Church?**

**Sponsors:** They have.

#### **Cardinal /Bishop:**

**Have they reflected sufficiently on the tradition of the Church, which is their heritage, joined their brothers and sisters in prayer and advanced in a life of love and service of others?**

**Sponsors:** They have.

**Cardinal /Bishop:**

**My dear candidates, you have been presented for the reception of the sacrament of Confirmation. Do you wish at this time to be confirmed?**

**Candidates:** I do.

**Cardinal /Bishop:**

**My dear candidates, relying on the help of God, and trusting the testimony of your pastor and sponsors the church recognizes your desire to be sealed with the gift of the Holy Spirit. We thank God for the good work he has begun in you.**

**Response:** Thanks be to God. (A sung response of praise and thanks to God may be used)



### Addendum 3

#### CHECK LIST OF THINGS TO HAVE READY FOR CONFIRMATION

\_\_\_\_\_ **Worship aid**

Only what is needed for assembly participation should be printed. Readings and prayers are not printed. Be sure that all copyright laws are carefully observed.

\_\_\_\_\_ Reserved seating for candidates, sponsors, lectors and other liturgical ministers

\_\_\_\_\_ Altar cloth

\_\_\_\_\_ The **Book of the Gospels** with text marked. [This is usually carried by the deacon in the Entrance procession and placed in a standing position on the altar until Gospel time.]

\_\_\_\_\_ **Lectionary** with texts marked is placed on the ambo

\_\_\_\_\_ At least **2 candles** to be carried in the Entrance Procession

\_\_\_\_\_ Processional **Cross** and stand

\_\_\_\_\_ Vessel of **water and sprinkler(s)** if the Rite of Blessing and Sprinkling with Holy Water is used

\_\_\_\_\_ Basin with lemon pieces, pitcher of water and towel

\_\_\_\_\_ Chalice for bishop, purificator, corporal

\_\_\_\_\_ Gifts for presentation  
[Bread for all in the assembly in one bowl if possible; wine for all in the assembly.]

\_\_\_\_\_ Additional cups and plates for distribution of communion

\_\_\_\_\_ Seats for ministers

- Bishop
- Concelebrating priests
- Deacon(s)
- Servers

\_\_\_\_\_ Copy of intentions for the Prayer of the Faithful placed on the ambo for the deacon/cantor. Also, have a copy prepared for the bishop.

\_\_\_\_\_ Charcoal lit in the censer

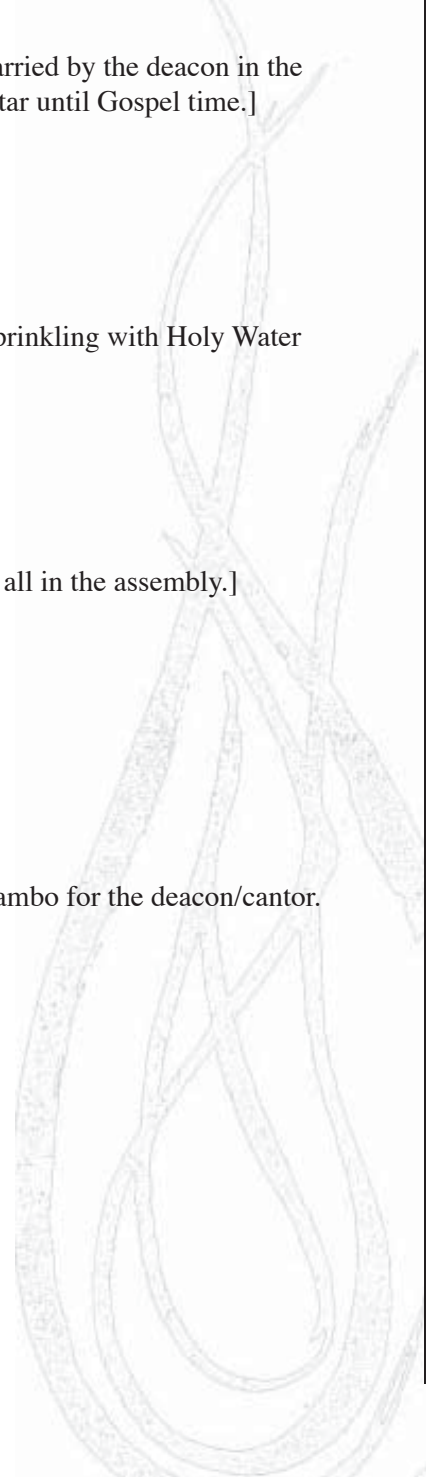
\_\_\_\_\_ Extra charcoal (tongs, matches) for adding during the Mass

\_\_\_\_\_ Incense (if used)

\_\_\_\_\_ Microphone(s) put in place, turned on, tested

\_\_\_\_\_ Light altar candles before Entrance Procession

\_\_\_\_\_ Set control for climate, sound, lights




- \_\_\_\_\_ Extra seat for bishop (if your space requires this)
- \_\_\_\_\_ Stole and chasuble for the Bishop (if he has not brought his own)
- \_\_\_\_\_ Stoles and chasubles for the concelebrants if they are available
- \_\_\_\_\_ Alb/stole/dalmatic for deacon(s)

### **Registry of Confirmation**

After the celebration of Confirmation the following information must be entered into the Registry of Confirmation:

- **name of confirmed**
- **name of the Bishop**
- **names of parents and sponsor**
- **date and place of Confirmation**

In addition the above information **must** be sent to the pastor of the place where the candidate(s) were baptized if that is not the same as the place of Confirmation in accord with Canon 895.



## Addendum 4

### MUSIC SUGGESTIONS

#### Confirmation Music Suggestions:

##### *Entrance:*


The Spirit of God . . . . .	Deiss
All the Ends of the Earth. . . . .	Dufford
Blest Are They . . . . .	Haas
Bring Forth the Kingdom . . . . .	Haugen
Come Down, O Love Divine . . . . .	Down Ampney
Come, Holy Ghost . . . . .	Lambillotte
Come, Holy Spirit . . . . .	Ridge
Come Praise the Lord . . . . .	Fisher
Hymn to the Spirit . . . . .	Crandal
Laudate, Laudate Dominum . . . . .	Walker
Lord, Whose Love in Humble Service . . . . .	In Babilone
One Spirit, One Church . . . . .	Keil
Out of Darkness . . . . .	Walker
Renew the Face of the Earth. . . . .	Hillebrand
Send Down the Fire . . . . .	Haugen
Send Us Your Spirit . . . . .	Haas
Send Us Your Spirit . . . . .	Kendzia
Sing All the Earth . . . . .	O'Connor
The Summons . . . . .	Bell
Veni Sancte Spiritus . . . . .	Berthier
Alaben al Señor . . . . .	Hurd
Aleluya, Vive el Señor. . . . .	Cortez
Compañeros de Cristo . . . . .	Hurd
Digo "Sí," Señor/ I Say "Yes," My Lord . . . . .	Peña
Envia, Señor, Tu Espíritu . . . . .	Madurga

##### *Sprinkling with Water:*

Bathed in the Waters of Life . . . . .	Landry
Water of Life/Agua de Vida . . . . .	Cortez
You Have Put on Christ . . . . .	Hughes
Rain Down . . . . .	Cortez
River of Glory . . . . .	Schutte

##### *Psalm:*

Psalm 16: The Path of Life . . . . .	Soper
Psalm 23: The Lord Is My Shepherd . . . . .	Smith
Psalm 23: The Lord Is My Shepherd . . . . .	Cooney



Psalm 34: Taste and See . . . . .	Hurd
Psalm 34: Taste and See . . . . .	Moore
Psalm 96: Proclaim His Marvelous Deeds. . . . .	Smith
Psalm 96: Proclaim To All the Nations . . . . .	Haugen
Psalm 104: Lord, Send Out Your Spirit . . . . .	Zsigray
Psalm 104: Lord, Send Out Your Spirit . . . . .	Olawski
Psalm 104: Lord, Send Out Your Spirit . . . . .	Lisicky
Psalm 104: Lord, Send Out Your Spirit . . . . .	Peloquin
Psalm 104: Lord, Send Out Your Spirit . . . . .	Fisher
Psalm 104: Send Forth Your Spirit, O Lord . . . . .	Walker
Psalm 104: Send Out Your Spirit . . . . .	Manibusan
Psalm 117 Go Out And Tell the Good News . . . . .	Ash
Salmo 103: Envía Tu Espíritu, Señor . . . . .	Garcia
Salmo 103: Envía Tu Espíritu, Señor . . . . .	Rubalcava
Salma 144: Vayan por el Mundo Entero . . . . .	Montgomery
Salmo 144: Bendeciré Tu Nombre. . . . .	Schiavone
Salmo 22: El Señor Es Mi Pastor . . . . .	Rosas
Salmo 22: El Señor Es Mi Pastor . . . . .	Talué

***Anointing with Oil:***

During this time instrumental music may be played. Singing should probably not occur during this time as many will wish to hear the bishop address the confirmandi as they receive the Sacrament.

***Hymn of Praise (while bishop washes hands):***

Center of My Life . . . . .	Inwood
Church of God . . . . .	Daly/Stotter
Gracias, Señor . . . . .	Gabarain
Great is the Lord . . . . .	Toolan
Pentecost Sequence . . . . .	Willcock
The Seed that Falls on Good Ground . . . . .	Ridge
This Day Was Made by the Lord . . . . .	Walker
Voices that Challenge . . . . .	Haas

***Preparation of the Gifts:***

Beatitudes . . . . .	Dameans/Ducote
Before the Sun Burned Bright . . . . .	Schutte
Cántale . . . . .	Vera
Christ, Be Our Light . . . . .	Farrell
Come Praise the Lord . . . . .	Fisher
Cry the Gospel . . . . .	Booth
Everyone Moved by the Spirit. . . . .	Landry
Gifts of the Spirit . . . . .	Willcock
God Has Chosen Me. . . . .	Farrell

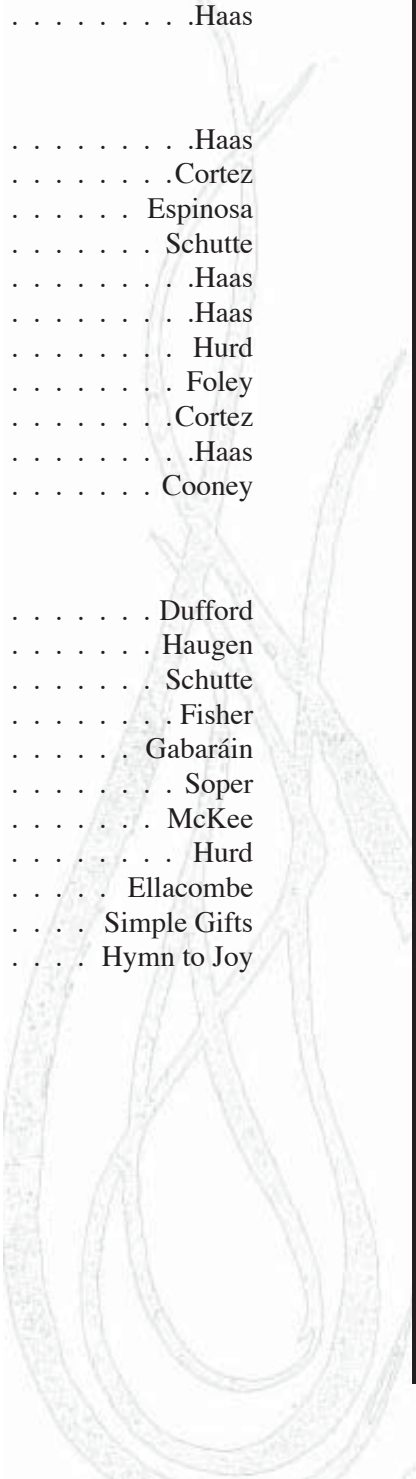
Lead Me, Lord . . . . .	Becker
Micha's Song . . . . .	.Brown
Now is the Time . . . . .	Kenzia
O Lord, I Will Sing . . . . .	Walker
Prayer of St. Francis . . . . .	Temple
Servant Song . . . . .	McGargill
Servant Song . . . . .	Cooney
Song of Beatitudes . . . . .	Deiss
Take, Lord, Receive . . . . .	Foley
Tú Vas Conmigo . . . . .	Hurd
We Have Been Told . . . . .	.Haas

**Communion:**

Blest are They . . . . .	.Haas
Al Venir Celebrar . . . . .	.Cortez
El Señor Es Mi Fuerza . . . . .	Espinosa
Here I Am, Lord . . . . .	Schutte
I Am the Living Bread . . . . .	.Haas
Now We Remain . . . . .	.Haas
Pan de Vida . . . . .	Hurd
Peace Prayer . . . . .	Foley
Somos el Cuerpo de Cristo . . . . .	.Cortez
We Have Been Told . . . . .	.Haas
We Will Serve the Lord . . . . .	Cooney

**Closing:**

All the Ends of the Earth. . . . .	Dufford
Bring Forth the Kingdom . . . . .	Haugen
City of God . . . . .	Schutte
Go Out and Tell . . . . .	Fisher
Gracias, Señor . . . . .	Gabaráin
I Know That My Redeemer Lives . . . . .	Soper
In Christ There is No East Nor West. . . . .	McKee
Send Us Forth . . . . .	Hurd
Go Make of All Disciples . . . . .	Ellacombe
Tis the Gift to be Simple. . . . .	Simple Gifts
Those Who Love and Those Who Labor . . . . .	Hymn to Joy



**Addendum 5**

**LITURGICAL PLANNING SHEET**

Please return this planning sheet to the Cardinal/Bishop 2 weeks before your scheduled date for Confirmation

**Name of Parish** \_\_\_\_\_

**Date:** \_\_\_\_\_ **Time:** \_\_\_\_\_

**Person(s) responsible for the planning:**

\_\_\_\_\_ **Phone:** \_\_\_\_\_

\_\_\_\_\_ **Phone:** \_\_\_\_\_

**MINISTERS:**

Presider: \_\_\_\_\_

Gospel Deacon: \_\_\_\_\_

Master of Ceremonies: \_\_\_\_\_

Special Concelebrants: \_\_\_\_\_

Lectors: \_\_\_\_\_

Musicians: \_\_\_\_\_

Servers: \_\_\_\_\_

Sacristan: \_\_\_\_\_

**VESTING LOCATION FOR THE BISHOP:** \_\_\_\_\_

Will there be an Introduction/Welcome/Call to Prayer? Yes  No

If so, delivered by whom? \_\_\_\_\_

**ENTRANCE PROCESSION**

Route of procession: \_\_\_\_\_

Entrance Hymn: \_\_\_\_\_

Incense desired: Yes  No

**INTRODUCTORY RITES**

*Rite of Blessing and Sprinkling with Holy Water*    Yes     No

Blessing Prayer:     A

B

C

Prayer over Blessed Water from:

Book of Blessings

Rite of Christian Initiation of Adults

Sacramentary

*Penitential Rite*

A

B

C # from the Sacramentary \_\_\_\_\_

Recited     Sung

*Glory to God:*

Recited     Sung     Omitted

Intoned by \_\_\_\_\_

Opening Prayer: \_\_\_\_\_

**LITURGY OF THE WORD**

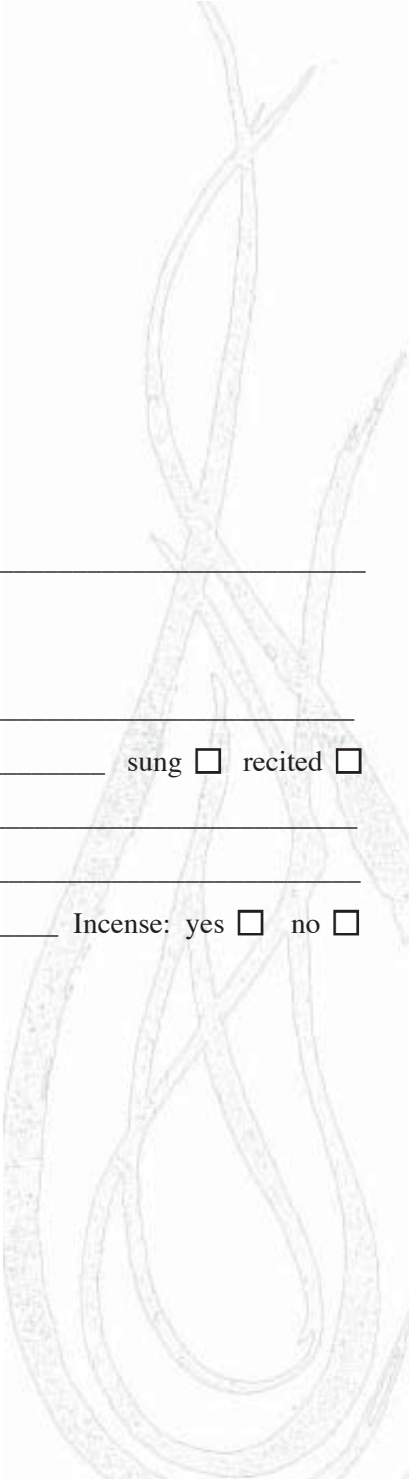
First Reading: \_\_\_\_\_

Responsorial Psalm: \_\_\_\_\_ sung  recited

Second Reading: \_\_\_\_\_

Gospel Acclamation: \_\_\_\_\_

Gospel: \_\_\_\_\_ Incense: yes  no



## THE SACRAMENT OF CONFIRMATION

Presentation of Candidates: by \_\_\_\_\_

Homily: \_\_\_\_\_

The Laying on of Hands: {no music}

Anointing with Chrism: \_\_\_\_\_

Music during the Anointing \_\_\_\_\_

Hymn after the Anointing \_\_\_\_\_

Prayer of the Faithful: sung  recited

Led by: \_\_\_\_\_

## LITURGY OF THE EUCHARIST

Preparation of the Altar: by whom? \_\_\_\_\_

Presentation of Gifts: by whom? \_\_\_\_\_

Music during the Presentation: \_\_\_\_\_

Incense during the Presentation: Yes  No

Collection: Yes  No

Prayer Over the Gifts: \_\_\_\_\_

Preface: \_\_\_\_\_

Holy, Holy, Holy: \_\_\_\_\_

Eucharistic Prayer: (bishop's choice)

Memorial Acclamation: (circle one) A B C D

Recited  Sung  Music \_\_\_\_\_

Great Amen: \_\_\_\_\_

Lord's Prayer:

Lamb of God: Recited  Sung  Music \_\_\_\_\_

Communion: Music: \_\_\_\_\_

Prayer after Communion:

Blessing:


Recessional Music: \_\_\_\_\_

Route of Recessional: \_\_\_\_\_

Are there other arrangements that the Cardinal /Bishop should know about for the smooth flow of the liturgy? yes  no

If yes, please describe below:

*This planning sheet should be sent to Cardinal/Bishop 2 weeks before the celebration.*



## Addendum 7

### A GUIDE FOR THE MASTER OF CEREMONIES AT THE CONFIRMATION LITURGY (If there is one)

#### *Master of Ceremonies*

The Master of Ceremonies is one who is totally familiar with the flow of the celebration. He/She has been part of the planning meetings with the pastor, musicians/liturgists, and catechetical leaders. The responsibility of the MC is to see that the ceremony flows according to the plan and to facilitate any details or difficulties that arise in the course of the celebration. For the most part, the MC works behind the scene and is only rarely visible to the assembly. He/she should never attract attention away from the prayer and action of the celebration.

[Please refer to the **Guide for the Preparation of the Confirmation Liturgy** for further explanations.]



**BEFORE THE CELEBRATION BEGINS**

Go over checklist to be sure that everything needed is in place. Gather the ministers and assist them in taking their correct place in the order of procession.

**Confer with bishop about adaptations or clarification.**

**ENTRANCE PROCESSION**

Procession moves into the worship space. The order of procession is as follows:

- Censer
- candle    Cross    candle
- Book of Gospels
- MC
- priests walking two by two
- Bishop
- Assisting Deacon
- (slightly behind Bishop)
- Miter                      Staff

Those carrying the Cross, candles, and Book of the Gospels do not make a profound bow on approaching the altar. They pause slightly, and then move on.

When bishop reaches the front of the altar, he hands the staff to the MC and takes off the miter. MC gives staff and miter to servers. The Bishop and clergy genuflect toward the tabernacle if it is in the sanctuary area.

Bishop reverences the altar, and server brings censer and bowl of incense. Bishop places incense in the censer then incenses the altar and cross. Bishop then goes to the chair.

For the Sprinkling Rite, the Bishop needs the Sacramentary both before and after the rite. If blessed water is used the Book of Blessings or the Rite of Christian Initiation of Adults will be needed.

If the Confirmandi are part of the Entrance Procession, they would follow the cross and candle bearers.

TAKE STAFF AND MITER. GIVE TO SERVERS.

SEND SERVER WITH BOWL OF INCENSE AND CENSER.

SEND SERVER WITH SACRAMENTARY/ BOOK OF BLESSINGS AND WATER FOR SPRINKLING RITE.

<p><b>OPENING PRAYER</b></p> <p>Server brings Sacramentary with page open to Opening Prayer. At the end of the Opening Prayer bishop sits and Miter is presented to him</p>	<p>SEND SERVER WITH SACRAMENTARY.</p> <p>BRING MITER.</p>
<p><b>AT THE GOSPEL</b></p> <p>When the Alleluia (or in Lent, the Glory and Praise) begins, everyone but the bishop stands. The server brings censer and boat, bishop puts incense into the censer and blesses it.</p> <p>The deacon (priest) who is to proclaim the gospel makes a deep bow before the bishop and asks for a blessing. After blessing the deacon (priest) bishop takes off the miter and stands. When all have signed themselves on the forehead, lips and breast, bishop receives the pastoral staff</p>	<p>SEND SERVER WITH INCENSE AND BOAT.</p> <p>AFTER BISHOP BLESSES DEACON, TAKE MITER.</p> <p>BRING STAFF.</p>
<p><b>CONFIRMATION</b></p> <p>After the gospel reading, the bishop, wearing the miter, sits and the candidates are presented to him. Candidates and sponsors stand before the bishop.</p>	<p>TAKE AWAY STAFF.</p> <p>BRING MITER.</p>
<p><b>QUESTIONING OF PASTOR AND SPONSORS</b></p> <p>Bishop remains seated. (Server brings Pontifical with page open to the Questioning of Pastor and Sponsors)</p>	<p>SEND SERVER WITH PONTIFICAL. ... also need questions for pastor and sponsors.</p>
<p><b>HOMILY</b></p> <p>Bishop gives the homily.</p>	
<p><b>RENEWAL OF BAPTISMAL PROMISES</b></p> <p>After homily, bishop returns to his chair. He is presented with the Staff. Server brings the Pontifical with page open to the Renewal of Baptismal Promises.</p>	<p>BRING STAFF.</p>

**LAYING ON OF HANDS AND  
CONFIRMATION PRAYER**

Bishop stands without miter or staff. He invites all to pray in silence for a brief period. Then he lays hands upon all the candidates and says the prayer.

TAKE AWAY MITER AND STAFF.

BRING PONTIFICAL.

**ANOINTING WITH CHRISM**

Bishop sits or stands and is presented with the miter. The pastor brings the vessel of chrism and positions himself to hold the vessel. Staff is also presented to the bishop. Candidates now come before bishop for the anointing with chrism.

BRING MITER AND STAFF.

PASTOR BRINGS CHRISM.

**WASHING OF BISHOP'S HANDS**

After all have been anointed, the staff and miter are removed; a server brings the lemon pieces, water and towel so that bishop can wash his hands.

AFTER ALL ARE ANOINTED TAKE AWAY MITER AND STAFF.

SEND SERVER FOR HANDWASHING. WASHING.

**PRAYER OF THE FAITHFUL**

Bishop stands and introduces the prayer of the faithful and says the concluding prayer.

MASS CONTINUES IN THE USUAL WAY.

**FINAL BLESSING**

For the final blessing bishop should use the solemn blessing or prayer over the people provided in the Roman Pontifical. Wearing the miter bishop says:

The Lord be with you.

Then the deacon gives the invitation to bow your heads.

With hands outstretched over the people, the bishop says the invocations belonging to the blessing. Then he takes the pastoral staff and says, May almighty God bless you, and makes the sign of the cross three times over the people.

Then the bishop reverences the altar and the concelebrants from their places bow. The Bishop and clergy genuflect toward the tabernacle if it is in the sanctuary area.

BRING MITER.

BRING STAFF.

